

Chapter

# 10

## CONIC SECTIONS AND POLAR COORDINATES

**OVERVIEW** In this chapter we give geometric definitions of parabolas, ellipses, and hyperbolas and derive their standard equations. These curves are called *conic sections*, or *conics*, and model the paths traveled by planets, satellites, and other bodies whose motions are driven by inverse square forces. In Chapter 13 we will see that once the path of a moving body is known to be a conic, we immediately have information about the body's velocity and the force that drives it. Planetary motion is best described with the help of polar coordinates, so we also investigate curves, derivatives, and integrals in this new coordinate system.

### 10.1

#### Conic Sections and Quadratic Equations

In Chapter 1 we defined a **circle** as the set of points in a plane whose distance from some fixed center point is a constant radius value. If the center is  $(h, k)$  and the radius is  $a$ , the standard equation for the circle is  $(x - h)^2 + (y - k)^2 = a^2$ . It is an example of a conic section, which are the curves formed by cutting a double cone with a plane (Figure 10.1); hence the name *conic section*.

We now describe parabolas, ellipses, and hyperbolas as the graphs of quadratic equations in the coordinate plane.

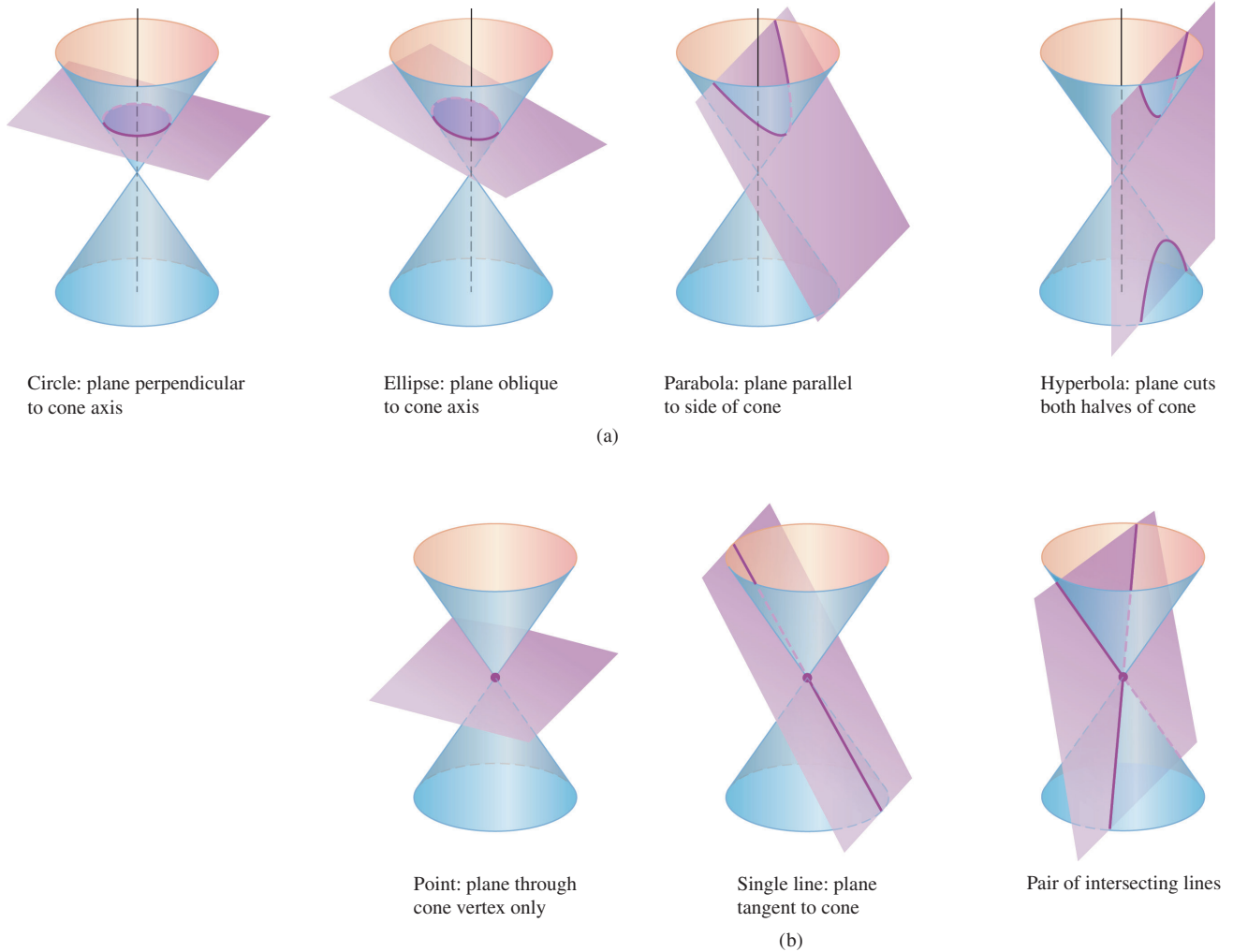
#### Parabolas

##### DEFINITIONS Parabola, Focus, Directrix

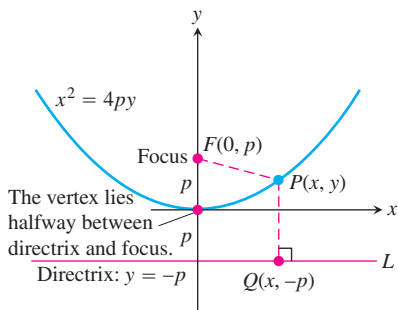
A set that consists of all the points in a plane equidistant from a given fixed point and a given fixed line in the plane is a **parabola**. The fixed point is the **focus** of the parabola. The fixed line is the **directrix**.

If the focus  $F$  lies on the directrix  $L$ , the parabola is the line through  $F$  perpendicular to  $L$ . We consider this to be a degenerate case and assume henceforth that  $F$  does not lie on  $L$ .

A parabola has its simplest equation when its focus and directrix straddle one of the coordinate axes. For example, suppose that the focus lies at the point  $F(0, p)$  on the positive  $y$ -axis and that the directrix is the line  $y = -p$  (Figure 10.2). In the notation of the figure,



**FIGURE 10.1** The standard conic sections (a) are the curves in which a plane cuts a double cone. Hyperbolas come in two parts, called *branches*. The point and lines obtained by passing the plane through the cone’s vertex (b) are *degenerate* conic sections.



**FIGURE 10.2** The standard form of the parabola  $x^2 = 4py$ ,  $p > 0$ .

a point  $P(x, y)$  lies on the parabola if and only if  $PF = PQ$ . From the distance formula,

$$PF = \sqrt{(x - 0)^2 + (y - p)^2} = \sqrt{x^2 + (y - p)^2}$$

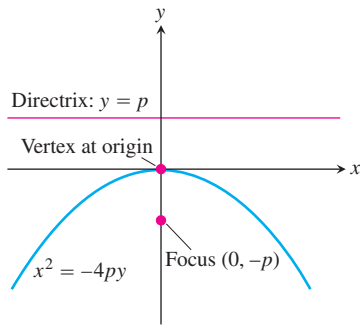
$$PQ = \sqrt{(x - x)^2 + (y - (-p))^2} = \sqrt{(y + p)^2}.$$

When we equate these expressions, square, and simplify, we get

$$y = \frac{x^2}{4p} \quad \text{or} \quad x^2 = 4py. \quad \text{Standard form} \quad (1)$$

These equations reveal the parabola’s symmetry about the  $y$ -axis. We call the  $y$ -axis the **axis** of the parabola (short for “axis of symmetry”).

The point where a parabola crosses its axis is the **vertex**. The vertex of the parabola  $x^2 = 4py$  lies at the origin (Figure 10.2). The positive number  $p$  is the parabola’s **focal length**.



**FIGURE 10.3** The parabola  $x^2 = -4py$ ,  $p > 0$ .

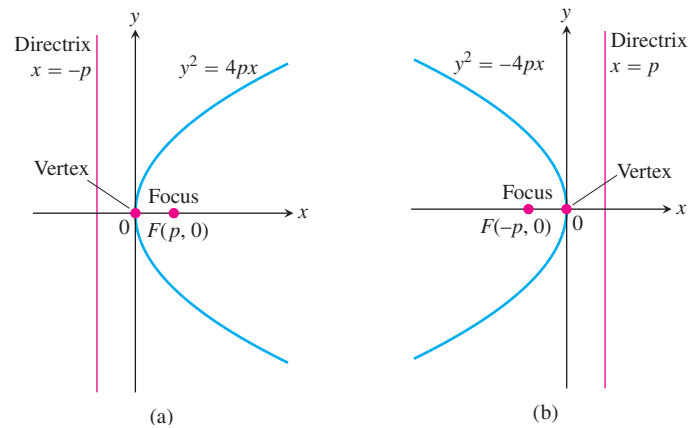
If the parabola opens downward, with its focus at  $(0, -p)$  and its directrix the line  $y = p$ , then Equations (1) become

$$y = -\frac{x^2}{4p} \quad \text{and} \quad x^2 = -4py$$

(Figure 10.3). We obtain similar equations for parabolas opening to the right or to the left (Figure 10.4 and Table 10.1).

**TABLE 10.1** Standard-form equations for parabolas with vertices at the origin ( $p > 0$ )

Equation	Focus	Directrix	Axis	Opens
$x^2 = 4py$	$(0, p)$	$y = -p$	$y$ -axis	Up
$x^2 = -4py$	$(0, -p)$	$y = p$	$y$ -axis	Down
$y^2 = 4px$	$(p, 0)$	$x = -p$	$x$ -axis	To the right
$y^2 = -4px$	$(-p, 0)$	$x = p$	$x$ -axis	To the left



**FIGURE 10.4** (a) The parabola  $y^2 = 4px$ . (b) The parabola  $y^2 = -4px$ .

**EXAMPLE 1** Find the focus and directrix of the parabola  $y^2 = 10x$ .

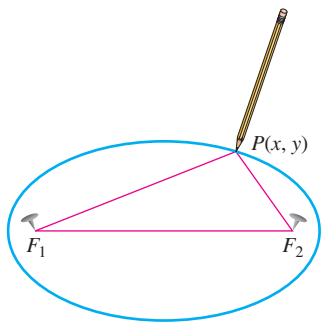
**Solution** We find the value of  $p$  in the standard equation  $y^2 = 4px$ :

$$4p = 10, \quad \text{so} \quad p = \frac{10}{4} = \frac{5}{2}.$$

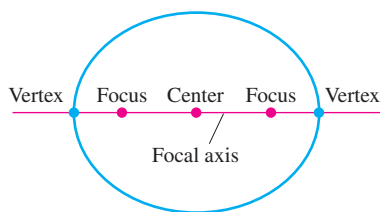
Then we find the focus and directrix for this value of  $p$ :

$$\text{Focus:} \quad (p, 0) = \left(\frac{5}{2}, 0\right)$$

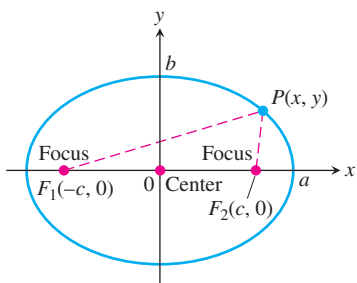
$$\text{Directrix:} \quad x = -p \quad \text{or} \quad x = -\frac{5}{2}. \quad \blacksquare$$



**FIGURE 10.5** One way to draw an ellipse uses two tacks and a loop of string to guide the pencil.



**FIGURE 10.6** Points on the focal axis of an ellipse.



**FIGURE 10.7** The ellipse defined by the equation  $PF_1 + PF_2 = 2a$  is the graph of the equation  $(x^2/a^2) + (y^2/b^2) = 1$ , where  $b^2 = a^2 - c^2$ .

The horizontal and vertical shift formulas in Section 1.5, can be applied to the equations in Table 10.1 to give equations for a variety of parabolas in other locations (see Exercises 39, 40, and 45–48).

### Ellipses

#### DEFINITIONS Ellipse, Foci

An **ellipse** is the set of points in a plane whose distances from two fixed points in the plane have a constant sum. The two fixed points are the **foci** of the ellipse.

The quickest way to construct an ellipse uses the definition. Put a loop of string around two tacks  $F_1$  and  $F_2$ , pull the string taut with a pencil point  $P$ , and move the pencil around to trace a closed curve (Figure 10.5). The curve is an ellipse because the sum  $PF_1 + PF_2$ , being the length of the loop minus the distance between the tacks, remains constant. The ellipse’s foci lie at  $F_1$  and  $F_2$ .

#### DEFINITIONS Focal Axis, Center, Vertices

The line through the foci of an ellipse is the ellipse’s **focal axis**. The point on the axis halfway between the foci is the **center**. The points where the focal axis and ellipse cross are the ellipse’s **vertices** (Figure 10.6).

If the foci are  $F_1(-c, 0)$  and  $F_2(c, 0)$  (Figure 10.7), and  $PF_1 + PF_2$  is denoted by  $2a$ , then the coordinates of a point  $P$  on the ellipse satisfy the equation

$$\sqrt{(x + c)^2 + y^2} + \sqrt{(x - c)^2 + y^2} = 2a.$$

To simplify this equation, we move the second radical to the right-hand side, square, isolate the remaining radical, and square again, obtaining

$$\frac{x^2}{a^2} + \frac{y^2}{a^2 - c^2} = 1. \tag{2}$$

Since  $PF_1 + PF_2$  is greater than the length  $F_1F_2$  (triangle inequality for triangle  $PF_1F_2$ ), the number  $2a$  is greater than  $2c$ . Accordingly,  $a > c$  and the number  $a^2 - c^2$  in Equation (2) is positive.

The algebraic steps leading to Equation (2) can be reversed to show that every point  $P$  whose coordinates satisfy an equation of this form with  $0 < c < a$  also satisfies the equation  $PF_1 + PF_2 = 2a$ . A point therefore lies on the ellipse if and only if its coordinates satisfy Equation (2).

If

$$b = \sqrt{a^2 - c^2}, \tag{3}$$

then  $a^2 - c^2 = b^2$  and Equation (2) takes the form

$$\frac{x^2}{a^2} + \frac{y^2}{b^2} = 1. \tag{4}$$

Equation (4) reveals that this ellipse is symmetric with respect to the origin and both coordinate axes. It lies inside the rectangle bounded by the lines  $x = \pm a$  and  $y = \pm b$ . It crosses the axes at the points  $(\pm a, 0)$  and  $(0, \pm b)$ . The tangents at these points are perpendicular to the axes because

$$\frac{dy}{dx} = -\frac{b^2x}{a^2y} \quad \begin{array}{l} \text{Obtained from Equation (4)} \\ \text{by implicit differentiation} \end{array}$$

is zero if  $x = 0$  and infinite if  $y = 0$ .

The **major axis** of the ellipse in Equation (4) is the line segment of length  $2a$  joining the points  $(\pm a, 0)$ . The **minor axis** is the line segment of length  $2b$  joining the points  $(0, \pm b)$ . The number  $a$  itself is the **semimajor axis**, the number  $b$  the **semiminor axis**. The number  $c$ , found from Equation (3) as

$$c = \sqrt{a^2 - b^2},$$

is the **center-to-focus distance** of the ellipse.

### EXAMPLE 2 Major Axis Horizontal

The ellipse

$$\frac{x^2}{16} + \frac{y^2}{9} = 1 \quad (5)$$

(Figure 10.8) has

$$\text{Semimajor axis: } a = \sqrt{16} = 4, \quad \text{Semiminor axis: } b = \sqrt{9} = 3$$

$$\text{Center-to-focus distance: } c = \sqrt{16 - 9} = \sqrt{7}$$

$$\text{Foci: } (\pm c, 0) = (\pm\sqrt{7}, 0)$$

$$\text{Vertices: } (\pm a, 0) = (\pm 4, 0)$$

$$\text{Center: } (0, 0).$$

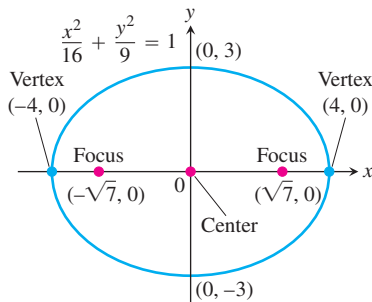


FIGURE 10.8 An ellipse with its major axis horizontal (Example 2).

### EXAMPLE 3 Major Axis Vertical

The ellipse

$$\frac{x^2}{9} + \frac{y^2}{16} = 1, \quad (6)$$

obtained by interchanging  $x$  and  $y$  in Equation (5), has its major axis vertical instead of horizontal (Figure 10.9). With  $a^2$  still equal to 16 and  $b^2$  equal to 9, we have

$$\text{Semimajor axis: } a = \sqrt{16} = 4, \quad \text{Semiminor axis: } b = \sqrt{9} = 3$$

$$\text{Center-to-focus distance: } c = \sqrt{16 - 9} = \sqrt{7}$$

$$\text{Foci: } (0, \pm c) = (0, \pm\sqrt{7})$$

$$\text{Vertices: } (0, \pm a) = (0, \pm 4)$$

$$\text{Center: } (0, 0).$$

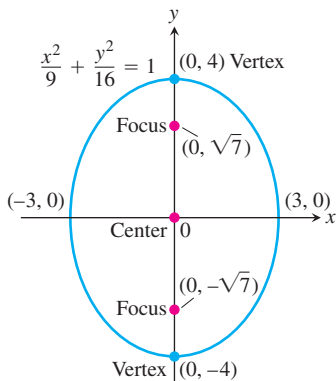


FIGURE 10.9 An ellipse with its major axis vertical (Example 3).

There is never any cause for confusion in analyzing Equations (5) and (6). We simply find the intercepts on the coordinate axes; then we know which way the major axis runs because it is the longer of the two axes. The center always lies at the origin and the foci and vertices lie on the major axis.

**Standard-Form Equations for Ellipses Centered at the Origin**

*Foci on the x-axis:*  $\frac{x^2}{a^2} + \frac{y^2}{b^2} = 1 \quad (a > b)$

Center-to-focus distance:  $c = \sqrt{a^2 - b^2}$

Foci:  $(\pm c, 0)$

Vertices:  $(\pm a, 0)$

*Foci on the y-axis:*  $\frac{x^2}{b^2} + \frac{y^2}{a^2} = 1 \quad (a > b)$

Center-to-focus distance:  $c = \sqrt{a^2 - b^2}$

Foci:  $(0, \pm c)$

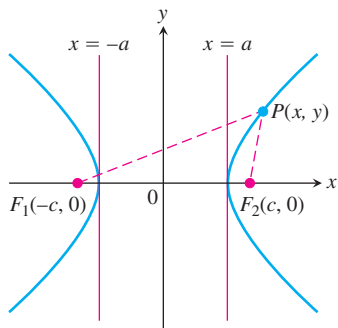
Vertices:  $(0, \pm a)$

In each case,  $a$  is the semimajor axis and  $b$  is the semiminor axis.

**Hyperbolas**

**DEFINITIONS Hyperbola, Foci**

A **hyperbola** is the set of points in a plane whose distances from two fixed points in the plane have a constant difference. The two fixed points are the **foci** of the hyperbola.



**FIGURE 10.10** Hyperbolas have two branches. For points on the right-hand branch of the hyperbola shown here,  $PF_1 - PF_2 = 2a$ . For points on the left-hand branch,  $PF_2 - PF_1 = 2a$ . We then let  $b = \sqrt{c^2 - a^2}$ .

If the foci are  $F_1(-c, 0)$  and  $F_2(c, 0)$  (Figure 10.10) and the constant difference is  $2a$ , then a point  $(x, y)$  lies on the hyperbola if and only if

$$\sqrt{(x + c)^2 + y^2} - \sqrt{(x - c)^2 + y^2} = \pm 2a. \tag{7}$$

To simplify this equation, we move the second radical to the right-hand side, square, isolate the remaining radical, and square again, obtaining

$$\frac{x^2}{a^2} + \frac{y^2}{a^2 - c^2} = 1. \tag{8}$$

So far, this looks just like the equation for an ellipse. But now  $a^2 - c^2$  is negative because  $2a$ , being the difference of two sides of triangle  $PF_1F_2$ , is less than  $2c$ , the third side.

The algebraic steps leading to Equation (8) can be reversed to show that every point  $P$  whose coordinates satisfy an equation of this form with  $0 < a < c$  also satisfies Equation (7). A point therefore lies on the hyperbola if and only if its coordinates satisfy Equation (8).

If we let  $b$  denote the positive square root of  $c^2 - a^2$ ,

$$b = \sqrt{c^2 - a^2}, \tag{9}$$

then  $a^2 - c^2 = -b^2$  and Equation (8) takes the more compact form

$$\frac{x^2}{a^2} - \frac{y^2}{b^2} = 1. \tag{10}$$

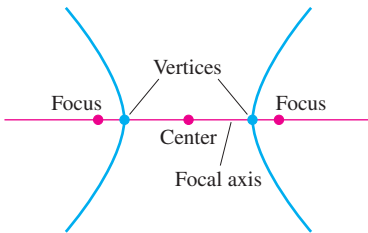
The differences between Equation (10) and the equation for an ellipse (Equation 4) are the minus sign and the new relation

$$c^2 = a^2 + b^2. \quad \text{From Equation (9)}$$

Like the ellipse, the hyperbola is symmetric with respect to the origin and coordinate axes. It crosses the  $x$ -axis at the points  $(\pm a, 0)$ . The tangents at these points are vertical because

$$\frac{dy}{dx} = \frac{b^2x}{a^2y} \quad \begin{array}{l} \text{Obtained from Equation (10)} \\ \text{by implicit differentiation} \end{array}$$

is infinite when  $y = 0$ . The hyperbola has no  $y$ -intercepts; in fact, no part of the curve lies between the lines  $x = -a$  and  $x = a$ .



**FIGURE 10.11** Points on the focal axis of a hyperbola.

### DEFINITIONS Focal Axis, Center, Vertices

The line through the foci of a hyperbola is the **focal axis**. The point on the axis halfway between the foci is the hyperbola's **center**. The points where the focal axis and hyperbola cross are the **vertices** (Figure 10.11).

### Asymptotes of Hyperbolas and Graphing

If we solve Equation (10) for  $y$  we obtain

$$\begin{aligned} y^2 &= b^2 \left( \frac{x^2}{a^2} - 1 \right) \\ &= \frac{b^2}{a^2} x^2 \left( 1 - \frac{a^2}{x^2} \right) \end{aligned}$$

or, taking square roots,

$$y = \pm \frac{b}{a} x \sqrt{1 - \frac{a^2}{x^2}}.$$

As  $x \rightarrow \pm\infty$ , the factor  $\sqrt{1 - a^2/x^2}$  approaches 1, and the factor  $\pm(b/a)x$  is dominant. Thus the lines

$$y = \pm \frac{b}{a} x$$

are the two **asymptotes** of the hyperbola defined by Equation (10). The asymptotes give the guidance we need to graph hyperbolas quickly. The fastest way to find the equations of the asymptotes is to replace the 1 in Equation (10) by 0 and solve the new equation for  $y$ :

$$\underbrace{\frac{x^2}{a^2} - \frac{y^2}{b^2}}_{\text{hyperbola}} = 1 \rightarrow \underbrace{\frac{x^2}{a^2} - \frac{y^2}{b^2}}_{0 \text{ for } 1} = 0 \rightarrow \underbrace{y = \pm \frac{b}{a} x}_{\text{asymptotes}}$$

**Standard-Form Equations for Hyperbolas Centered at the Origin**

Foci on the  $x$ -axis:  $\frac{x^2}{a^2} - \frac{y^2}{b^2} = 1$

Center-to-focus distance:  $c = \sqrt{a^2 + b^2}$

Foci:  $(\pm c, 0)$

Vertices:  $(\pm a, 0)$

Asymptotes:  $\frac{x^2}{a^2} - \frac{y^2}{b^2} = 0$  or  $y = \pm \frac{b}{a}x$

Foci on the  $y$ -axis:  $\frac{y^2}{a^2} - \frac{x^2}{b^2} = 1$

Center-to-focus distance:  $c = \sqrt{a^2 + b^2}$

Foci:  $(0, \pm c)$

Vertices:  $(0, \pm a)$

Asymptotes:  $\frac{y^2}{a^2} - \frac{x^2}{b^2} = 0$  or  $y = \pm \frac{a}{b}x$

Notice the difference in the asymptote equations ( $b/a$  in the first,  $a/b$  in the second).

**EXAMPLE 4** Foci on the  $x$ -axis

The equation

$$\frac{x^2}{4} - \frac{y^2}{5} = 1 \tag{11}$$

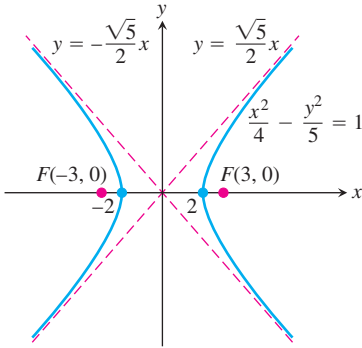
is Equation (10) with  $a^2 = 4$  and  $b^2 = 5$  (Figure 10.12). We have

Center-to-focus distance:  $c = \sqrt{a^2 + b^2} = \sqrt{4 + 5} = 3$

Foci:  $(\pm c, 0) = (\pm 3, 0)$ , Vertices:  $(\pm a, 0) = (\pm 2, 0)$

Center:  $(0, 0)$

Asymptotes:  $\frac{x^2}{4} - \frac{y^2}{5} = 0$  or  $y = \pm \frac{\sqrt{5}}{2}x$ . ■



**FIGURE 10.12** The hyperbola and its asymptotes in Example 4.

**EXAMPLE 5** Foci on the  $y$ -axis

The hyperbola

$$\frac{y^2}{4} - \frac{x^2}{5} = 1,$$

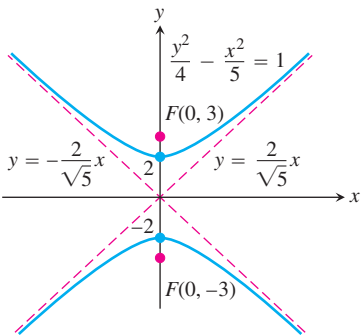
obtained by interchanging  $x$  and  $y$  in Equation (11), has its vertices on the  $y$ -axis instead of the  $x$ -axis (Figure 10.13). With  $a^2$  still equal to 4 and  $b^2$  equal to 5, we have

Center-to-focus distance:  $c = \sqrt{a^2 + b^2} = \sqrt{4 + 5} = 3$

Foci:  $(0, \pm c) = (0, \pm 3)$ , Vertices:  $(0, \pm a) = (0, \pm 2)$

Center:  $(0, 0)$

Asymptotes:  $\frac{y^2}{4} - \frac{x^2}{5} = 0$  or  $y = \pm \frac{2}{\sqrt{5}}x$ . ■

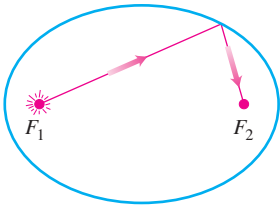


**FIGURE 10.13** The hyperbola and its asymptotes in Example 5.

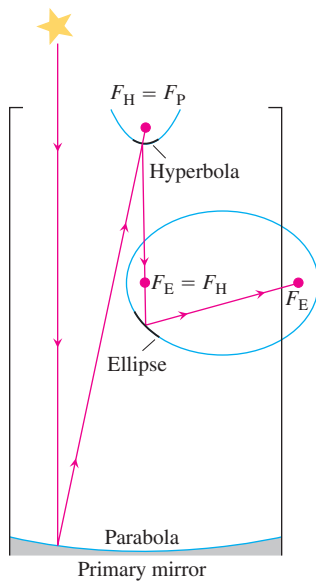
**Reflective Properties**

The chief applications of parabolas involve their use as reflectors of light and radio waves. Rays originating at a parabola's focus are reflected out of the parabola parallel to the parabola's axis (Figure 10.14 and Exercise 90). Moreover, the time any ray takes from the focus to a line parallel to the parabola's directrix (thus perpendicular to its axis) is the same for each of the rays. These properties are used by flashlight, headlight, and spotlight reflectors and by microwave broadcast antennas.

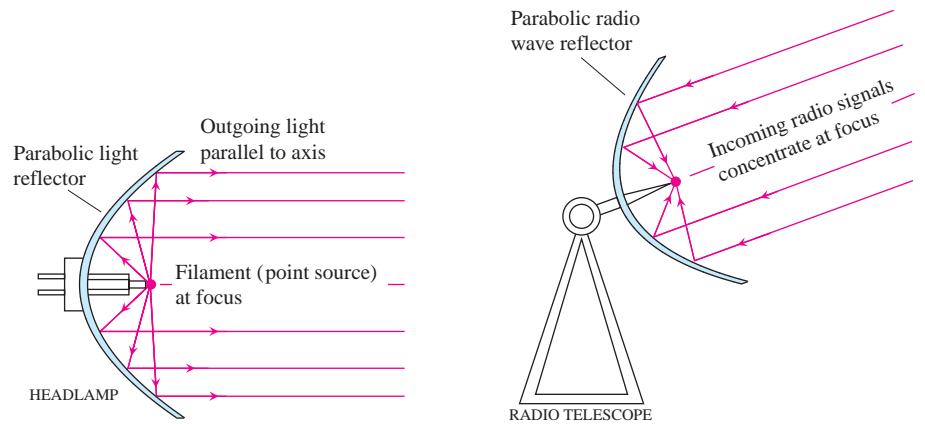




**FIGURE 10.15** An elliptical mirror (shown here in profile) reflects light from one focus to the other.



**FIGURE 10.16** Schematic drawing of a reflecting telescope.



**FIGURE 10.14** Parabolic reflectors can generate a beam of light parallel to the parabola's axis from a source at the focus; or they can receive rays parallel to the axis and concentrate them at the focus.

If an ellipse is revolved about its major axis to generate a surface (the surface is called an *ellipsoid*) and the interior is silvered to produce a mirror, light from one focus will be reflected to the other focus (Figure 10.15). Ellipsoids reflect sound the same way, and this property is used to construct *whispering galleries*, rooms in which a person standing at one focus can hear a whisper from the other focus. (Statuary Hall in the U.S. Capitol building is a whispering gallery.)

Light directed toward one focus of a hyperbolic mirror is reflected toward the other focus. This property of hyperbolas is combined with the reflective properties of parabolas and ellipses in designing some modern telescopes. In Figure 10.16 starlight reflects off a primary parabolic mirror toward the mirror's focus  $F_P$ . It is then reflected by a small hyperbolic mirror, whose focus is  $F_H = F_P$ , toward the second focus of the hyperbola,  $F_E = F_H$ . Since this focus is shared by an ellipse, the light is reflected by the elliptical mirror to the ellipse's second focus to be seen by an observer.

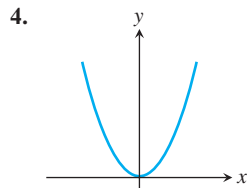
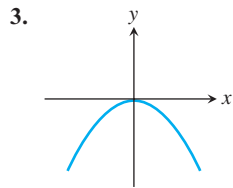
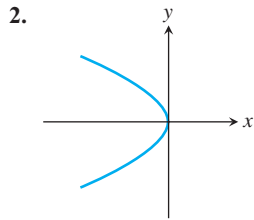
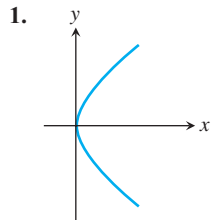
## EXERCISES 10.1

### Identifying Graphs

Match the parabolas in Exercises 1–4 with the following equations:

$$x^2 = 2y, \quad x^2 = -6y, \quad y^2 = 8x, \quad y^2 = -4x.$$

Then find the parabola's focus and directrix.

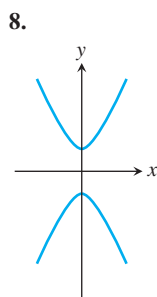
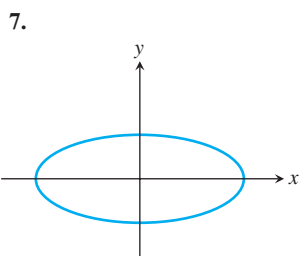
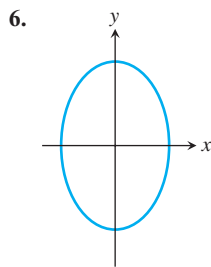
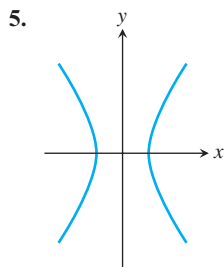


Match each conic section in Exercises 5–8 with one of these equations:

$$\frac{x^2}{4} + \frac{y^2}{9} = 1, \quad \frac{x^2}{2} + y^2 = 1,$$

$$\frac{y^2}{4} - x^2 = 1, \quad \frac{x^2}{4} - \frac{y^2}{9} = 1.$$

Then find the conic section's foci and vertices. If the conic section is a hyperbola, find its asymptotes as well.



## Parabolas

Exercises 9–16 give equations of parabolas. Find each parabola's focus and directrix. Then sketch the parabola. Include the focus and directrix in your sketch.

9.  $y^2 = 12x$       10.  $x^2 = 6y$       11.  $x^2 = -8y$   
 12.  $y^2 = -2x$       13.  $y = 4x^2$       14.  $y = -8x^2$   
 15.  $x = -3y^2$       16.  $x = 2y^2$

## Ellipses

Exercises 17–24 give equations for ellipses. Put each equation in standard form. Then sketch the ellipse. Include the foci in your sketch.

17.  $16x^2 + 25y^2 = 400$       18.  $7x^2 + 16y^2 = 112$   
 19.  $2x^2 + y^2 = 2$       20.  $2x^2 + y^2 = 4$   
 21.  $3x^2 + 2y^2 = 6$       22.  $9x^2 + 10y^2 = 90$   
 23.  $6x^2 + 9y^2 = 54$       24.  $169x^2 + 25y^2 = 4225$

Exercises 25 and 26 give information about the foci and vertices of ellipses centered at the origin of the  $xy$ -plane. In each case, find the ellipse's standard-form equation from the given information.

25. Foci:  $(\pm\sqrt{2}, 0)$       26. Foci:  $(0, \pm 4)$   
 Vertices:  $(\pm 2, 0)$       Vertices:  $(0, \pm 5)$

## Hyperbolas

Exercises 27–34 give equations for hyperbolas. Put each equation in standard form and find the hyperbola's asymptotes. Then sketch the hyperbola. Include the asymptotes and foci in your sketch.

27.  $x^2 - y^2 = 1$       28.  $9x^2 - 16y^2 = 144$

29.  $y^2 - x^2 = 8$       30.  $y^2 - x^2 = 4$   
 31.  $8x^2 - 2y^2 = 16$       32.  $y^2 - 3x^2 = 3$   
 33.  $8y^2 - 2x^2 = 16$       34.  $64x^2 - 36y^2 = 2304$

Exercises 35–38 give information about the foci, vertices, and asymptotes of hyperbolas centered at the origin of the  $xy$ -plane. In each case, find the hyperbola's standard-form equation from the information given.

35. Foci:  $(0, \pm\sqrt{2})$       36. Foci:  $(\pm 2, 0)$   
 Asymptotes:  $y = \pm x$       Asymptotes:  $y = \pm \frac{1}{\sqrt{3}}x$   
 37. Vertices:  $(\pm 3, 0)$       38. Vertices:  $(0, \pm 2)$   
 Asymptotes:  $y = \pm \frac{4}{3}x$       Asymptotes:  $y = \pm \frac{1}{2}x$

## Shifting Conic Sections

39. The parabola  $y^2 = 8x$  is shifted down 2 units and right 1 unit to generate the parabola  $(y + 2)^2 = 8(x - 1)$ .  
 a. Find the new parabola's vertex, focus, and directrix.  
 b. Plot the new vertex, focus, and directrix, and sketch in the parabola.  
 40. The parabola  $x^2 = -4y$  is shifted left 1 unit and up 3 units to generate the parabola  $(x + 1)^2 = -4(y - 3)$ .  
 a. Find the new parabola's vertex, focus, and directrix.  
 b. Plot the new vertex, focus, and directrix, and sketch in the parabola.  
 41. The ellipse  $(x^2/16) + (y^2/9) = 1$  is shifted 4 units to the right and 3 units up to generate the ellipse

$$\frac{(x - 4)^2}{16} + \frac{(y - 3)^2}{9} = 1.$$

- a. Find the foci, vertices, and center of the new ellipse.  
 b. Plot the new foci, vertices, and center, and sketch in the new ellipse.  
 42. The ellipse  $(x^2/9) + (y^2/25) = 1$  is shifted 3 units to the left and 2 units down to generate the ellipse

$$\frac{(x + 3)^2}{9} + \frac{(y + 2)^2}{25} = 1.$$

- a. Find the foci, vertices, and center of the new ellipse.  
 b. Plot the new foci, vertices, and center, and sketch in the new ellipse.  
 43. The hyperbola  $(x^2/16) - (y^2/9) = 1$  is shifted 2 units to the right to generate the hyperbola

$$\frac{(x - 2)^2}{16} - \frac{y^2}{9} = 1.$$

- a. Find the center, foci, vertices, and asymptotes of the new hyperbola.

- b. Plot the new center, foci, vertices, and asymptotes, and sketch in the hyperbola.
44. The hyperbola  $(y^2/4) - (x^2/5) = 1$  is shifted 2 units down to generate the hyperbola

$$\frac{(y + 2)^2}{4} - \frac{x^2}{5} = 1.$$

- a. Find the center, foci, vertices, and asymptotes of the new hyperbola.
- b. Plot the new center, foci, vertices, and asymptotes, and sketch in the hyperbola.

Exercises 45–48 give equations for parabolas and tell how many units up or down and to the right or left each parabola is to be shifted. Find an equation for the new parabola, and find the new vertex, focus, and directrix.

45.  $y^2 = 4x$ , left 2, down 3    46.  $y^2 = -12x$ , right 4, up 3  
 47.  $x^2 = 8y$ , right 1, down 7    48.  $x^2 = 6y$ , left 3, down 2

Exercises 49–52 give equations for ellipses and tell how many units up or down and to the right or left each ellipse is to be shifted. Find an equation for the new ellipse, and find the new foci, vertices, and center.

49.  $\frac{x^2}{6} + \frac{y^2}{9} = 1$ , left 2, down 1  
 50.  $\frac{x^2}{2} + y^2 = 1$ , right 3, up 4  
 51.  $\frac{x^2}{3} + \frac{y^2}{2} = 1$ , right 2, up 3  
 52.  $\frac{x^2}{16} + \frac{y^2}{25} = 1$ , left 4, down 5

Exercises 53–56 give equations for hyperbolas and tell how many units up or down and to the right or left each hyperbola is to be shifted. Find an equation for the new hyperbola, and find the new center, foci, vertices, and asymptotes.

53.  $\frac{x^2}{4} - \frac{y^2}{5} = 1$ , right 2, up 2  
 54.  $\frac{x^2}{16} - \frac{y^2}{9} = 1$ , left 2, down 1  
 55.  $y^2 - x^2 = 1$ , left 1, down 1  
 56.  $\frac{y^2}{3} - x^2 = 1$ , right 1, up 3

Find the center, foci, vertices, asymptotes, and radius, as appropriate, of the conic sections in Exercises 57–68.

57.  $x^2 + 4x + y^2 = 12$   
 58.  $2x^2 + 2y^2 - 28x + 12y + 114 = 0$   
 59.  $x^2 + 2x + 4y - 3 = 0$     60.  $y^2 - 4y - 8x - 12 = 0$   
 61.  $x^2 + 5y^2 + 4x = 1$     62.  $9x^2 + 6y^2 + 36y = 0$   
 63.  $x^2 + 2y^2 - 2x - 4y = -1$

64.  $4x^2 + y^2 + 8x - 2y = -1$   
 65.  $x^2 - y^2 - 2x + 4y = 4$     66.  $x^2 - y^2 + 4x - 6y = 6$   
 67.  $2x^2 - y^2 + 6y = 3$     68.  $y^2 - 4x^2 + 16x = 24$

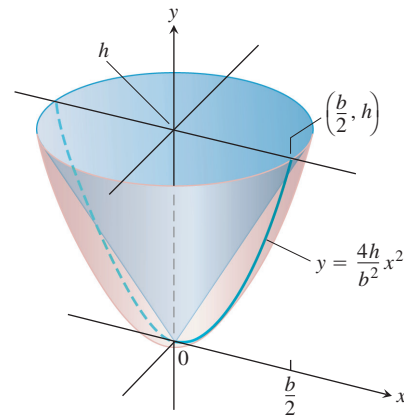
## Inequalities

Sketch the regions in the  $xy$ -plane whose coordinates satisfy the inequalities or pairs of inequalities in Exercises 69–74.

69.  $9x^2 + 16y^2 \leq 144$   
 70.  $x^2 + y^2 \geq 1$  and  $4x^2 + y^2 \leq 4$   
 71.  $x^2 + 4y^2 \geq 4$  and  $4x^2 + 9y^2 \leq 36$   
 72.  $(x^2 + y^2 - 4)(x^2 + 9y^2 - 9) \leq 0$   
 73.  $4y^2 - x^2 \geq 4$     74.  $|x^2 - y^2| \leq 1$

## Theory and Examples

75. **Archimedes' formula for the volume of a parabolic solid** The region enclosed by the parabola  $y = (4h/b^2)x^2$  and the line  $y = h$  is revolved about the  $y$ -axis to generate the solid shown here. Show that the volume of the solid is  $3/2$  the volume of the corresponding cone.



76. **Suspension bridge cables hang in parabolas** The suspension bridge cable shown here supports a uniform load of  $w$  pounds per horizontal foot. It can be shown that if  $H$  is the horizontal tension of the cable at the origin, then the curve of the cable satisfies the equation

$$\frac{dy}{dx} = \frac{w}{H}x.$$

Show that the cable hangs in a parabola by solving this differential equation subject to the initial condition that  $y = 0$  when  $x = 0$ .

