



# FOUNDATION OF MEDICINE MODULE

Phase 1 / Semester 1

2018 / 2019

*Lecturer Dr. Muthanna Saleem*

*F.A.B.H.S Otolaryngology*

[mothsal@yahoo.com](mailto:mothsal@yahoo.com)



# Common Suffixes

## اللواحق النهائية



### Objectives:

- ❖ Spell and define common suffixes.
- ❖ Identify suffixes used to convert medical nouns to adjectives.



# Common Suffixes

## النواحق



❖ *Algia=pain* الألم  
*cephalgia* (cephal=head)

*meaning* المعنى  
pain in the head ألم الراس



❖ *Ache= headache*

Ot =ear الأذن -----

❖ *dynia*



# Common Suffixes

## اللواحق



❖ **Ectomy = surgical removal** الأزالة او القص

**Hyster = uterus**

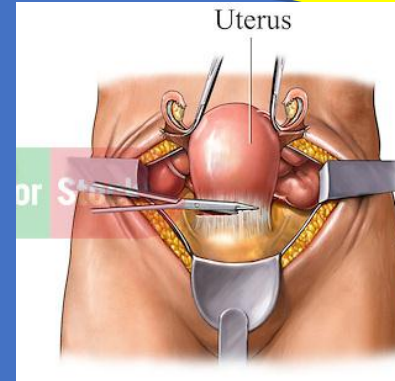
**Mast = breast**

**Examples: ???**

**hysterectomy** ازالة الرحم

-----

-----

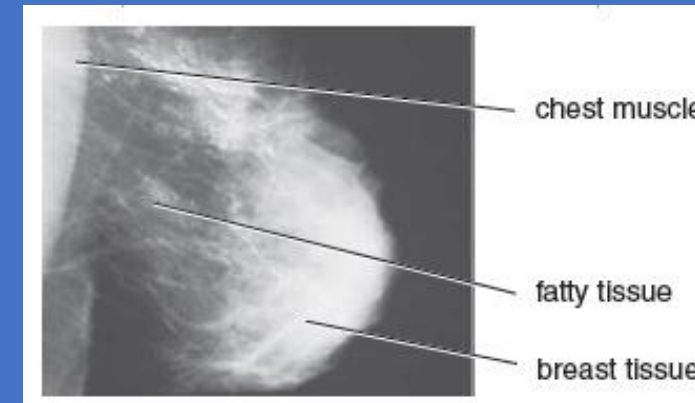
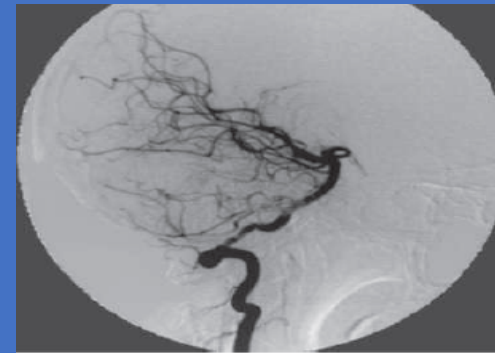


❖ **Gram = record (image or written)**

**Angi = vessel**      **angiogram**

**Myel = spinal cord**      -----

**Mamm = breast**      -----





# Common Suffixes

## اللواحق



❖ **Emesis = vomiting**

قيئ

**Hemat=**blood

**hematemesis**

القيئ الدموي

**rrhage-rrhagia=** bursting

**Hemorrhage=** hem/o=**blood**

**bleeding**

**Gastrorrhagia=** gastr/o=**stomach**

**bleeding from the stomach**



# Common Suffixes

## اللواحق



Graph= instruments used to record **الجهاز التسجيل**  
Graphy= process of recording e.g **radiography**

cardi/o=heart

cardi**o**graph  
cardi**o**graphy

Mamm= -----

-----

Myel=-----

-----

### In Brief

- gram** = record
- graph** = instrument used to record
- graphy** = process of recording



Figure 3-3A Electrocardiograph: instrument that records the electrical activity of the heart.

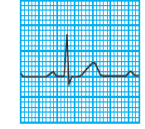
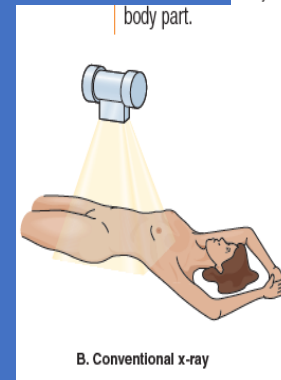


Figure 3-3B Electrocardiogram: record of the electrical activity of the heart.





# Common Suffixes

## اللواحق



*Itis=inflammation=*

*Enteritis=enter=small intestine      meaning-----*

*Stomatitis=stomat=mouth      meanig-----*

*Tonsillitis=tonsil      -----*



# Common Suffixes

## اللواحق



❖ *Malacia=softening*

*Adenom**malacia**=aden/o=gland*

*Ost=bone -----*

*megaly=enlargment*

*Viscer**o**megaly=viscer/o* لاحشاء الداخلية

*Example??*

❖ *Oma=mass/tumor*

*Aden=-----*

-----





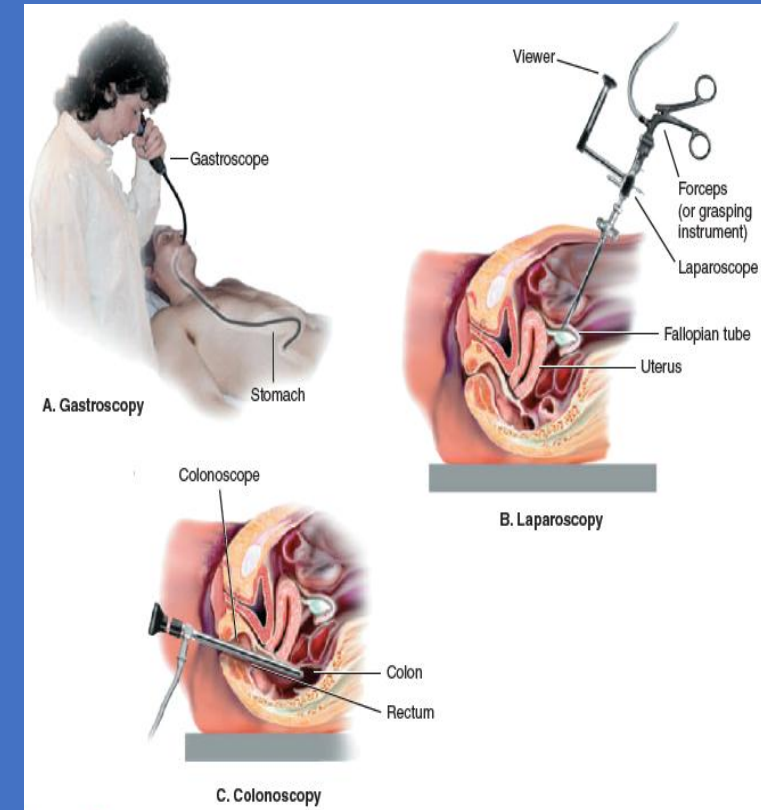
# Common Suffixes

## اللواحق



❖ *Endoscopy= viewing inside organs or body cavity by using endoscope*

**Gastroscopy**=-----





# Exercise



adenoma -----

Otalgia -----

Hysterectomy-----



## Suffixes Used as Adjectives

### لواحق تحول الكلمات الى صفات



*ac, ous, ic, al, ary, ar, eal*

- Muscular = muscul = muscle + ar
- Cutaneous = cutane + ous
- Gastric = -----
- Mammary = -----
- Esophageal = -----
- Nasal = -----
- Septic = -----



## Suffixes Used as Adjectives



### EXERCISE 3-4 Adjectival Suffix

Match the root with the correct adjectival ending, then complete the sentence below.

ROOT	ADJECTIVAL SUFFIX
muscul-	-al
nat-	-ic
sept-	-ous
cutane-	-ar

1. I pulled a muscle. I now have \_\_\_\_\_ pain.
2. I have red marks on my skin. The doctor said it was a \_\_\_\_\_ rash.

Throw the infectious material away. Put it in the garbage for \_\_\_\_\_ material.



**SUFFIX  
-cyte**

**MEANING  
cell**

<i>Term</i>	<i>Term Analysis</i>	<i>Definition</i>
<b>adipocyte</b> (AD-ih-poh-sight)	adip/o = fat	fat cell

**SUFFIX  
-dynia**

**MEANING  
pain**

<i>Term</i>	<i>Term Analysis</i>	<i>Definition</i>
<b>gastrodynia</b> (gas-troh-DIN-ee-ah)	gastr/o = stomach	Pain in the stomach. Also known as gastralgia (gas-TRAL-jee-ah).
<b>mastodynia</b> (mas-toh-DIN-ee-ah)	mast/o = breast	breast pain



SUFFIX -ectomy		MEANING surgical removal; excision
<i>Term</i>	<i>Term Analysis</i>	<i>Definition</i>
<b>hysterectomy</b> (hiss-ter-ECK-toh-mee)	hyster/o = uterus	surgical removal or excision of the uterus
<b>mastectomy</b> (mas-TECK-toh-mee)	mast/o = breast	surgical removal or excision of the breast

SUFFIX -emesis		MEANING vomiting
<i>Term</i>	<i>Term Analysis</i>	<i>Definition</i>
<b>hematemesis</b> (hee-mah-TEM-eh-sis)	hemat/o = blood	vomiting of blood
<b>emetic</b> (eh-MET-ick)	-ic = pertaining	an agent such as a drug that causes vomiting



<b>myelogram</b> (MY-eh-loh-gram)	myel/o = spinal cord	record (image) of the spinal cord taken by x-rays
<b>venogram</b> (VEE-noh-gram)	ven/o = vein	record (image) of a vein is produced using x-rays and contrast medium

	SUFFIX -graph	MEANING instrument used to record
<i>Term</i>	<i>Term Analysis</i>	<i>Definition</i>
<b>cardiograph</b> (KAR-dee-oh-graf)	cardi/o = heart	instrument used to record the heart's activity
<b>electrocardiograph</b> (ee-leck-troh-KAR-dee-oh-graf)	electr/o = electric cardi/o = heart	instrument used to record the electrical activity of the heart (Figure 3-3A and 3-3B)



**SUFFIX  
-graphy**

**MEANING  
process of recording;  
process of producing images**

<i>Term</i>	<i>Term Analysis</i>	<i>Definition</i>
<b>cardiography</b> (Kar-dee-OG-rah-fee)	cardi/o = heart	process of recording the heart's activity

**SUFFIX  
-oma**

**MEANING  
tumor; mass**

<i>Term</i>	<i>Term Analysis</i>	<i>Definition</i>
<b>adenocarcinoma</b> (ad-eh-o-kar-sih-NOH-mah)	aden/o = gland carin/o = cancer	cancer of glandular tissue
adenoma (ad-eh-NOH-mah)	aden/o = gland	tumor of a gland
<b>osteoma</b> (os-tee-OH-mah)	oste/o = bone	tumor of bone
<b>hematoma</b> (hem-ah-TOH-mah)	hemat/o = blood	mass or collection of blood outside a blood vessel; a bruise





SUFFIX -pathy		MEANING disease
<i>Term</i>	<i>Term Analysis</i>	<i>Definition</i>
<b>nephropathy</b> (neh-FROP-pah-thee)	nephr/o = kidney	disease of the kidney
<b>neuropathy</b> (new-ROP-pah-thee)	neur/o = nerve	disease of the nerve

SUFFIX -phobia		MEANING fear
<i>Term</i>	<i>Term Analysis</i>	<i>Definition</i>
<b>acrophobia</b> (ack-roh-FOH-bee-ah)	acr/o = top; extremities	fear of heights

SUFFIX -plasty		MEANING surgical reconstruction
<i>Term</i>	<i>Term Analysis</i>	<i>Definition</i>
<b>rhinoplasty</b> (RYE-noh-plas-tee)	rhin/o = nose	surgical reconstruction of the nose; nose job
<b>arthroplasty</b> (AR-throh-plas-tee)	arthr/o = joint	surgical reconstruction of a joint



**SUFFIX  
-rrhage; -rrhagia**

**MEANING  
bursting forth**

<i>Term</i>	<i>Term Analysis</i>	<i>Definition</i>
<b>hemorrhage</b> (HEM-or-idj)	hem/o = blood	bursting forth of blood; bleeding
<b>gastrorrhagia</b> (gas-troh-RAY-jee-ah)	gastr/o = stomach	bleeding from the stomach

**SUFFIX  
-rrhaphy**

**MEANING  
to suture (to sew)**

<i>Term</i>	<i>Term Analysis</i>	<i>Definition</i>
<b>colporrhaphy</b>	colp/o = vagina	suturing the wall of the vagina

**SUFFIX  
-rrhea**

**MEANING  
flow; discharge**

<i>Term</i>	<i>Term Analysis</i>	<i>Definition</i>
<b>otorrhea</b> (oh-toh-REE-ah)	ot/o = ear	discharge from the ear

**SUFFIX  
-rrhexis**

**MEANING  
rupture**

<i>Term</i>	<i>Term Analysis</i>	<i>Definition</i>
<b>splenorrhexis</b> (splee-nor-ECKS-sis)	splen/o = spleen	ruptured spleen



SUFFIX -stomy		MEANING surgical creation of a new opening
<i>Term</i>	<i>Term Analysis</i>	<i>Definition</i>
<b>colostomy</b> (koh-LOSS-toh-mee)	col/o = colon	surgical creation of a new opening in the colon
<b>tracheostomy</b> (tray-kee-OS-toh-mee)	trache/o = trachea; windpipe	surgical creation of a new opening into the trachea

SUFFIX -tomy		MEANING to cut; incision
<i>Term</i>	<i>Term Analysis</i>	<i>Definition</i>
<b>tenotomy</b> (teh-NOT-oh-mee)	ten/o = tendon	to cut the tendon; incision of the tendon
<b>tracheotomy</b> (tray-kee-OT-toh-mee)	trache/o = trachea; windpipe	to cut the trachea; incision of the trachea

**Note:** Incision means to cut into.



**THANK YOU**