



بِسْمِ اللَّهِ الرَّحْمَنِ الرَّحِيمِ



FOUNDATION OF MEDICINE MODULE

Phase 1 / Semester 1

2018 / 2019

Lecture: 10

THE DIGESTIVE SYSTEM


Dr. Muthanna Saleem

F.A.B.H.S Otolaryngology

mothsal@yahoo.com




The Digestive System



Learning objectives

1. Name and locate the organs of the digestive system.
2. Describe the structures and functions of the organs of the digestive system.
3. Describe the peritoneum and its layers
4. Pronounce, spell, briefly define, and write the medical terms related to the digestive system.
5. Name common diseases related to the digestive system.



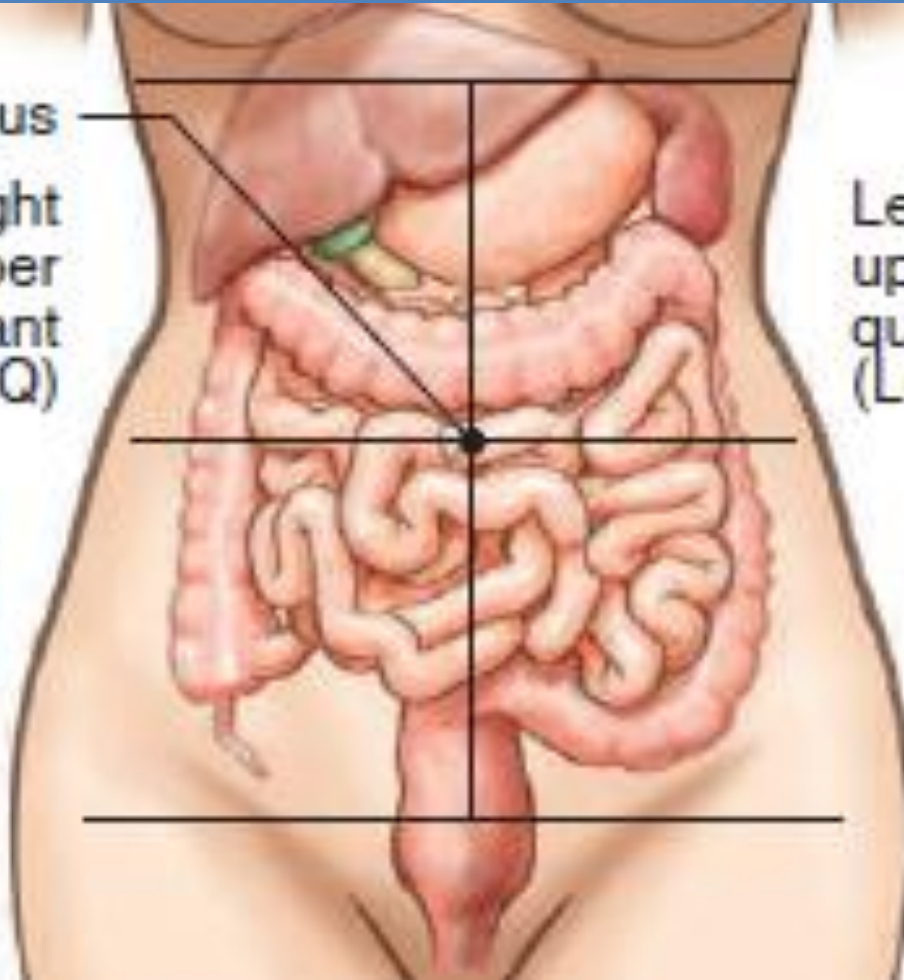
Umbilicus

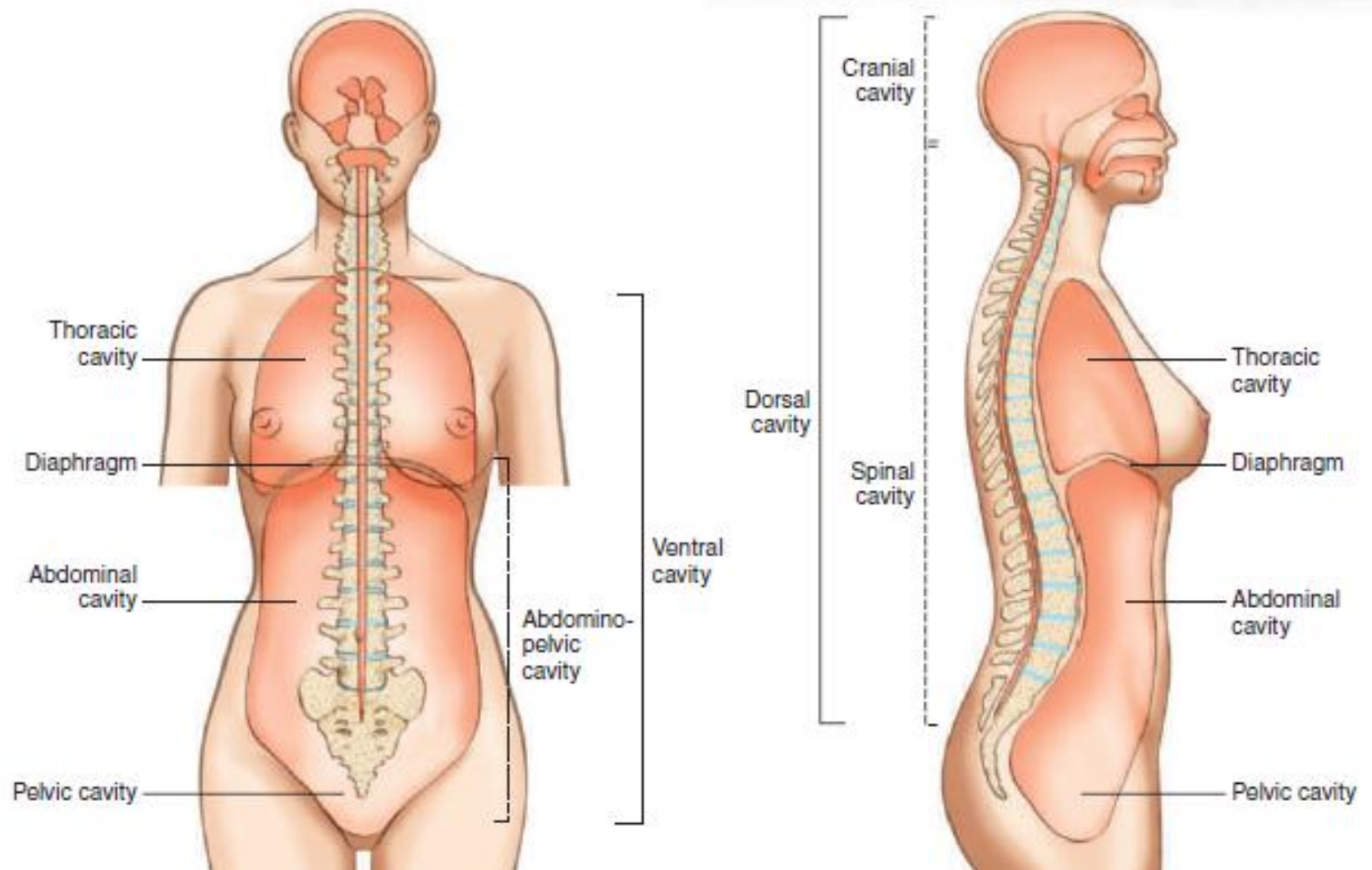
Right upper quadrant (RUQ)

Left upper quadrant (LUQ)

Right lower quadrant (RLQ)


Left lower quadrant (LLQ)








Digestive system




- The digestive tract is also known as the gastrointestinal tract (GIT).
- It starts at the mouth and ends at the anus.
- The inside wall is lined with mucous membrane, also known as mucosa (myoo-KOSA).



Major Organs of the Digestive System

1. oral cavity (OR-al)
2. pharynx (FAR-inks)
3. esophagus (eh-SOF-ah-gus)
4. stomach (STUM-ick)
5. small intestine (in-TESS-tine)
6. large intestine (in-TESS-tine)



7. rectum

(RECK-tum)

8. appendix

(ah-PEN-dicks)

9. pancreas

(PAN-kree-ass)

10. gallbladder

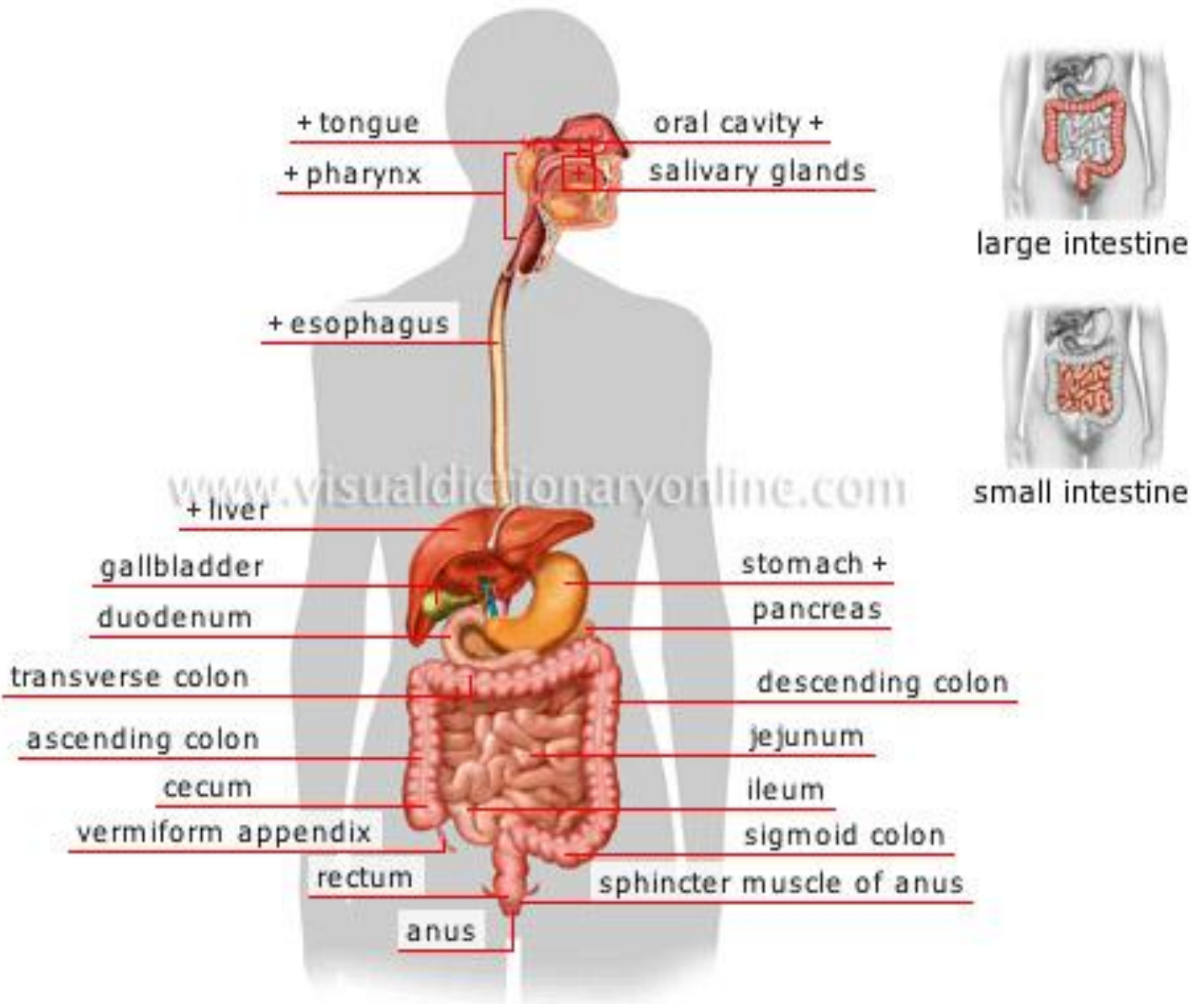
(GALL-blad-er)

11. liver

(LIV-er)


12. salivary gland

(SAL-ih-vehr-ee)





Functions of the digestive tract :



Digestion:- The process of breaking down the food

Absorption:- taking the food molecules from the tract to the lymphatics and the blood.

Elimination:- the process of moving the waste materials outside the body



Oral cavity



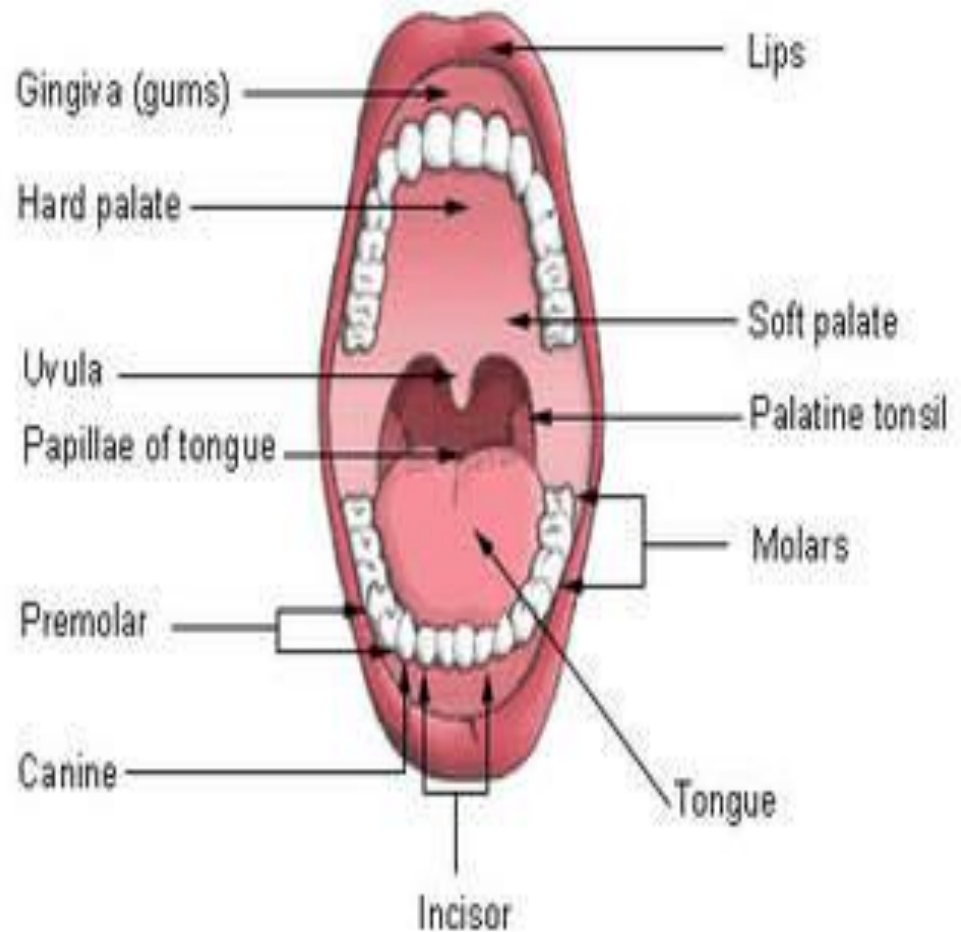
1- the palate
(PAL-at)

2- the uvula
(YOO-vyoo-lah)

3- The tongue

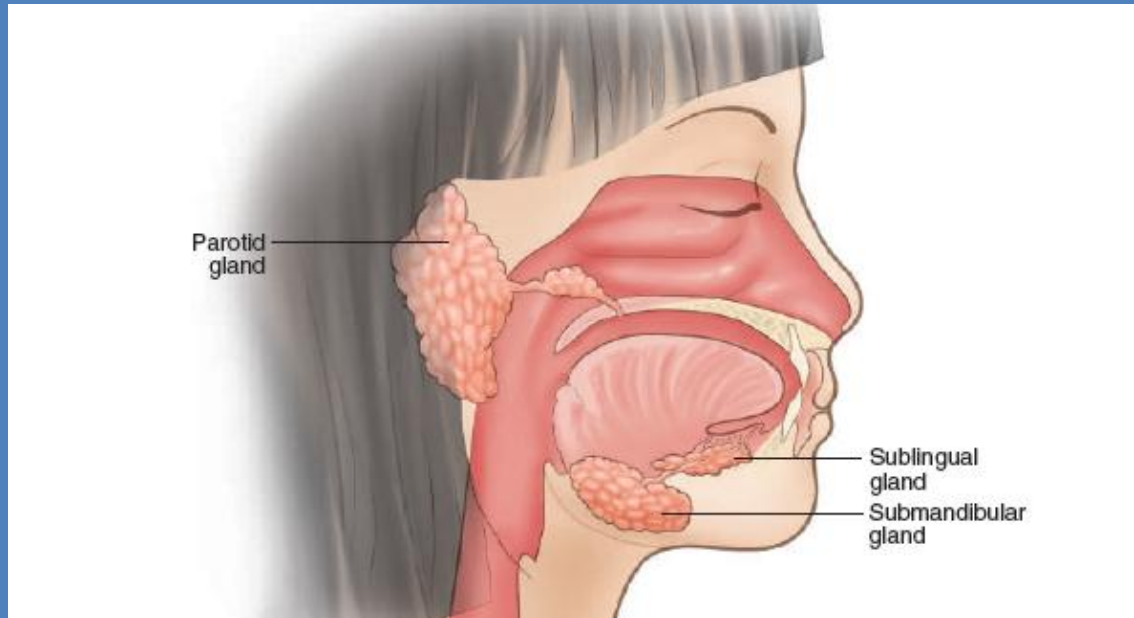

4- Teeth

Mouth (Oral Cavity)





Salivary glands

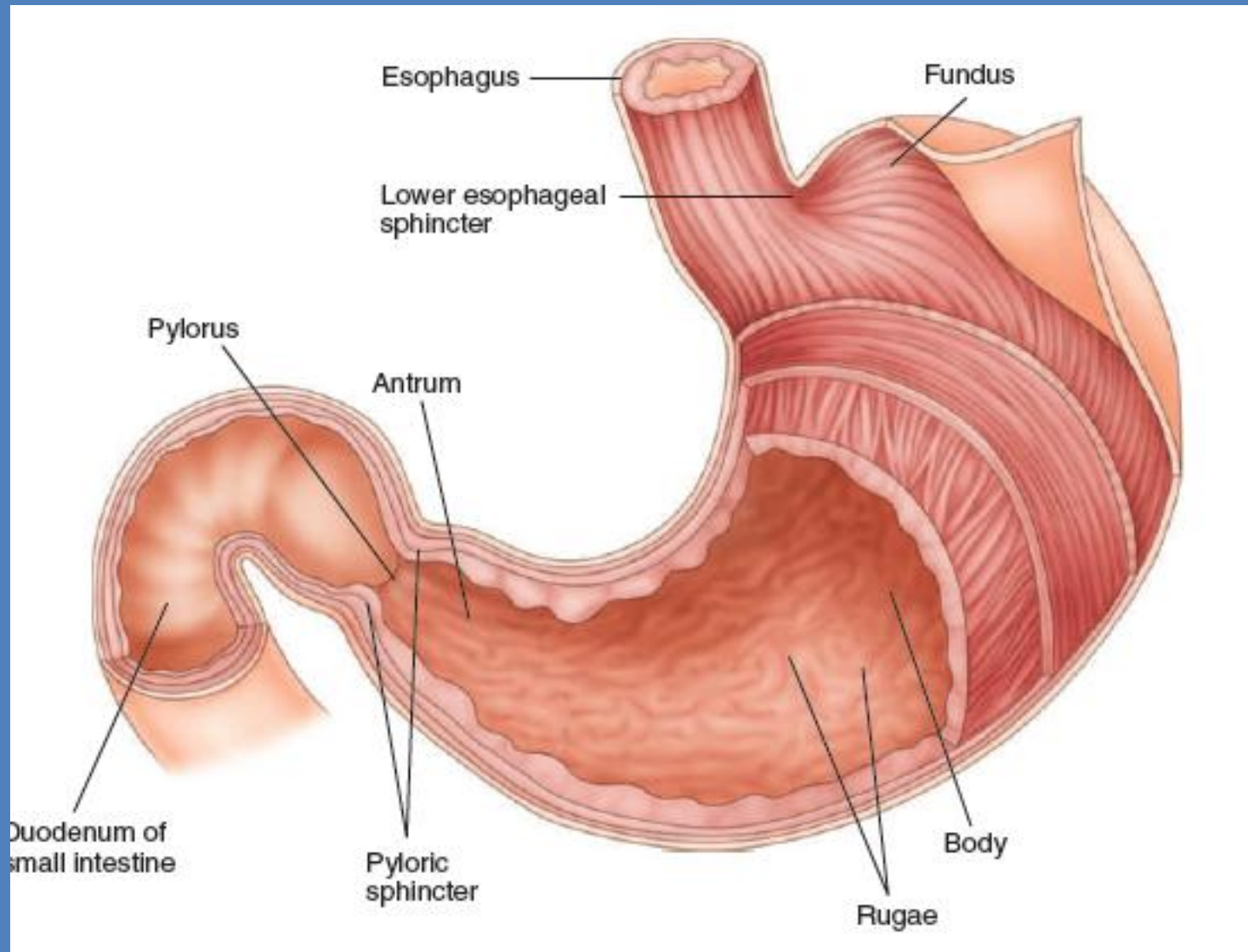


There are three pairs of salivary glands:

- the parotid (pah-ROT-id),
- the **sub**mandibular (sub-man-DIB-yoo-lar), and
- **sub**lingual (sub-LING-gwal)



the stomach





1. **Pharynx** : throat.
2. **Peristalsis** pushes the bolus through the esophagus.
3. **Esophagus** (المرئ) is located between the pharynx and stomach.
4. **Esophageal** hiatus (فتحة) is a normal opening in the diaphragm الحجاب الحاجز.
5. **Sphincters** (العاصرة) are circular muscles that keep food moving in one direction.



6. Stomach: المعدة **gastrium**

7. Bolus is a wet ball of food.

8. Chyme is partially digested food.

9. Rugae are folds in stomach.

Function of stomach: breaks down food



Small Intestine

- the small intestine coiled within the abdomino-pelvic cavity.

It is also called the small bowel: 3 parts

1. Duodenum

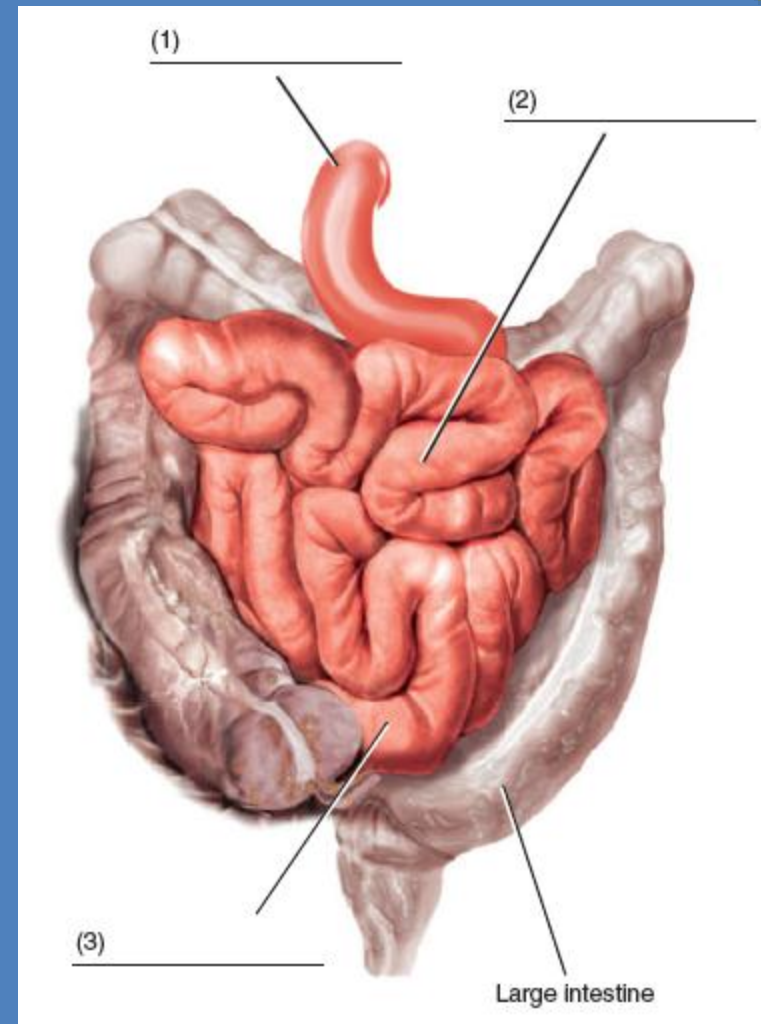
(doo-oh-dee-num)


2. Jejunum

(jeh-joo-num)

3. Ileum

(ill-ee-um)





Large Intestine

1. cecum (SEE-kum)
2. appendix (ah-PEN-dicks)
3. ascending colon (ah-SEN-ding KOH-lon)
4. transverse colon (tranz-VERS KOH-lon)
5. descending colon (dee-SEN-ding KOH-lon)



Large Intestine

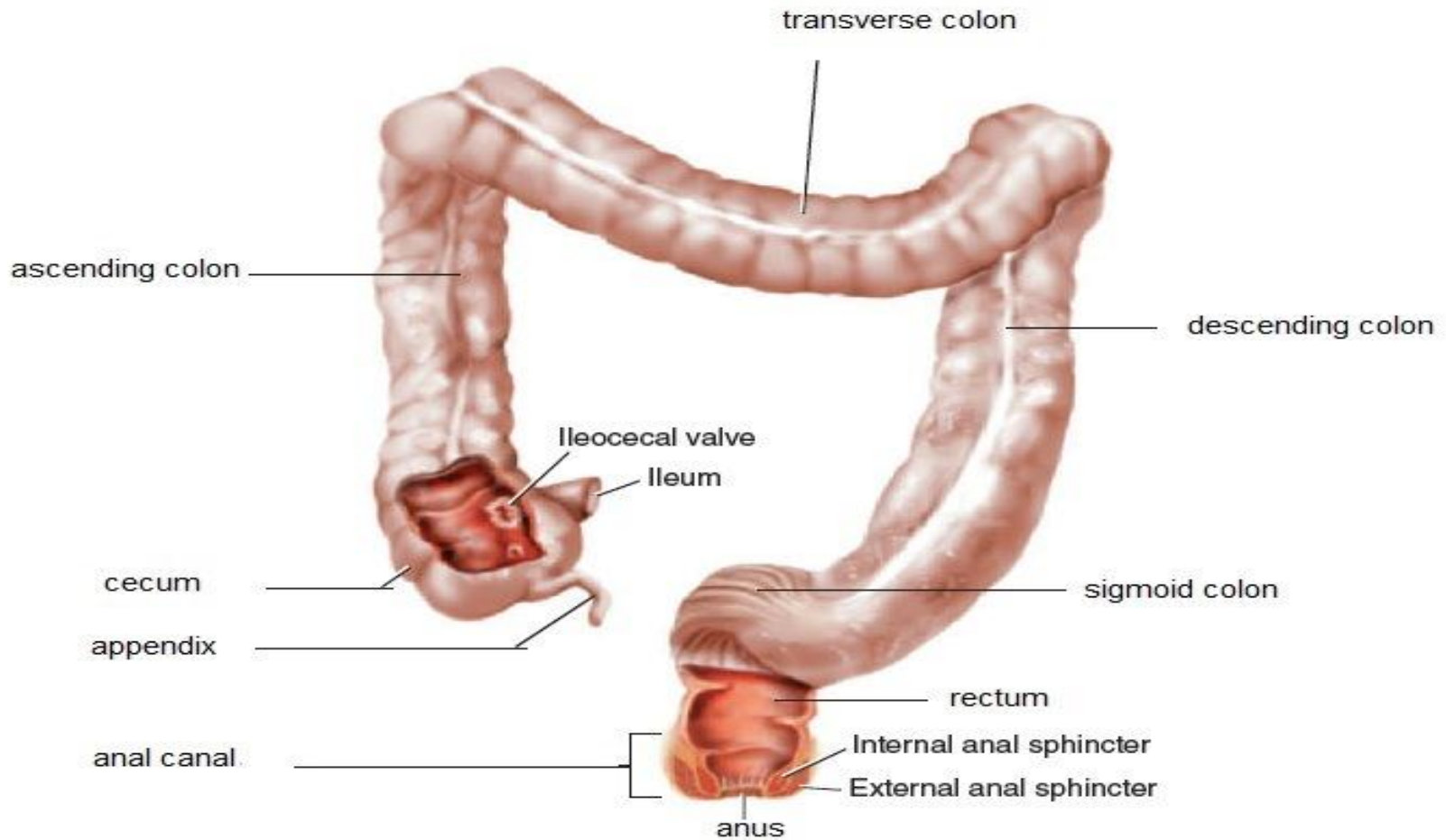

6. sigmoid colon (SIG-moid KOH-lon)
7. rectum (RECK-tum)
8. anal canal (AY-nul)
9. anus (AY-nus)

Functions:

- Absorption of water and vitamins
- Defecation (**def-eh-KAY-shun**).

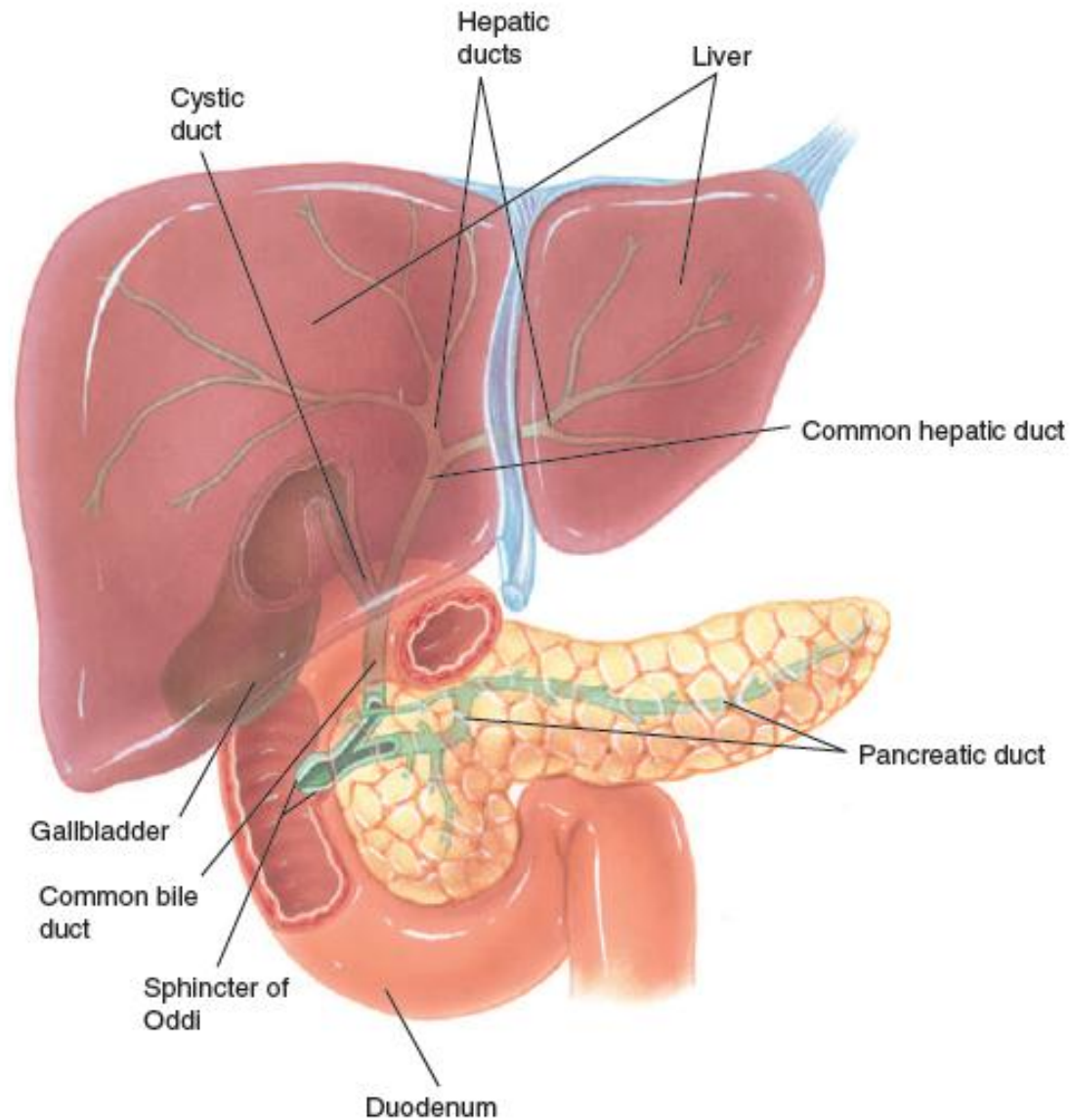



Large intestine






Liver and biliary system

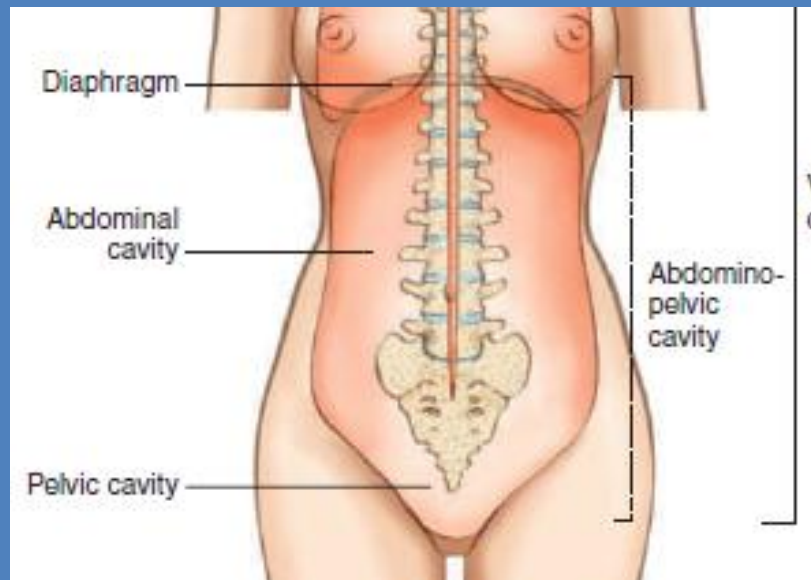




Peritoneum



It is a membrane lining the abdomino-pelvic cavity and covering the abdomino-pelvic organs.





New Roots



Root

Meaning

cec/o

cecum (first portion of the large intestine)

intestin/o

intestine

Pancreat/o

pancreas

Proct/o

rectum



NEW Suffixes

suffixes

Meaning

-flux

flow

hexia


habit

-tripsy

Crushing

-y

process; condition



New prefixes

prefix

- **Meso-**

meaning

middle

- **Re-**

back

Reflux esophagitis??



Root :

meaning

append/o; appendic/o

appendix

appendicitis

(ah-pen-dih-SIGH-tis)

.....???



Root :

meaning

- **bucc/o** **cheek**
- **buccal** mucosa (BUCK-ahl)???
- **cac/o** **bad**
- **Cachexia** (kah-KECK-see-ah) : means state of ill health and malnutrition(associated with cancers)



Root :

- **cholecyst/o**
- Cholecyst**ectomy**
- (koh-lee-sis-TECK-toh-mee)

- Cholecyst**itis**
- (koh-lee-sis-TYE-tis)

meaning

gallbladder

.....???


.....???



Root :

meaning

- **col/o** **colon**
- **Colitis** (koh-LYE-tis)???
- **Colic** (KOLL-ick): severe abdominal pain
Pertaining to the colon.



Root :

meaning

- **enter/o** **small intestine; intestine**
- **gastr/o** **stomach**

- **gastroenteritis** (gas-troh-en-ter-EYE-tis): inflammation of the stomach and intestine

- **Gastroenterologist** (gas-troh-en-ter-OL-oh-jist)



Root :

- -emesis
- **Hyper**emesis
(high-per-EM-eh-sis)
- **or/o** , and **stomat/o**
- **Oral** cavity
- -**pepsia**
- **Dys**pepsia (dis-PEP-see-ah):

meaning

vomiting

excessive vomiting

mouth

pertaining to mouth

digestion

indigestion



Root

- orex/o

- **Anorexia** (an-oh-RECK-see-ah):

loss of appetite

Term Analysis:

-ia = condition

an- = no; not; lack of

Meaning

appetite



Root :

meaning

- **gingiv/o** gums; gingival
- **gloss/o , lingu/o** tongue
- **Sub**lingual (sub-LING-gwal): pertaining to under the tongue
- Sublingual salivary gland



Root :

meaning

- **labi/o**
- **hepat/o**
- **lapar/o**

lips

liver

abdomen



prefix:

- **dia-**
- **Diarrhea**
(dye-ah-REE-ah)

meaning

through; complete
frequent and watery
excretion of stool



Suffix

- **-phagia**

Meaning

eating; swallowing

- **Aphagia** (ah-FA Y-jee-ah)
- **Dysphagia** (dis-FA Y-jee-ah)
- **Polyphagia** (pol-ee-FA Y-jee-ah)



Diseases of digestive system

- Cholelithiasis (koh-leh-lih-THIGH-eh-sis)
- Cirrhosis (sih-ROH-sis) of liver تشمع الكبد
- Hemorrhoids ((hem-ah-royd) البواسير
- Hernia الفتق
- Intestinal Obstruction انسداد الأمعاء
- Peptic (PEP-tick) ulcers قرحة المعدة



www.AlilaMedicalMedia.com

MEDICAL TERMINOLOGY

DIGESTIVE SYSTEM